



KRN2GO User Guide

Getting Started & Logging In

Download the KRN2GO app from the Apple App Store or Google Play Store.

Minimum requirements:

Android: You need at least 4 core CPU, 4 GB RAM, 5GB free space, and Android 9 or newer.

iOS: iPhone X or better, iPad gen 9 or better, 5GB free space, and iOS 15.0 or later.

Log in using the phone number or email you used for Kids Read Now. If you're unsure about your login info, please reach out to Kids Read Now via support@kidsreadnow.org or (877) 536 0130 (option 2).

KRN2GO
by BOOKR®

Login with your email or phone number

Phone Number Email Address

Phone Number

English


Login

About Need help?

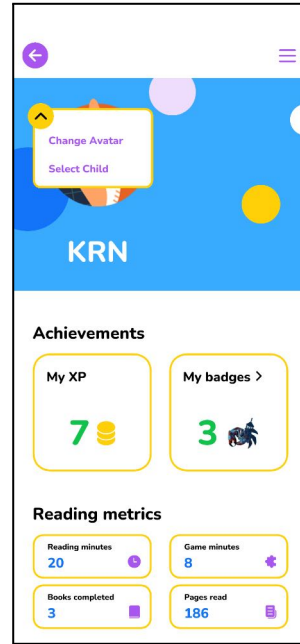
Login screen



Select your children's account. You can switch child accounts anytime from the profile page.



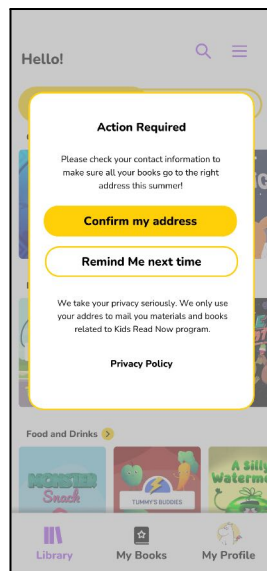
Select child



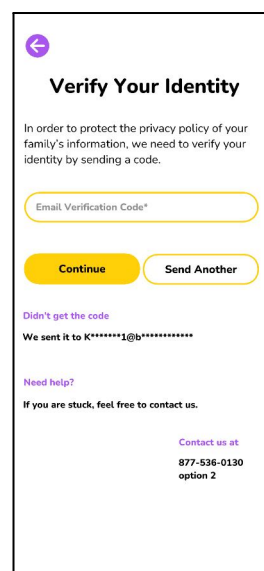
Switch child (via profile page)

At first login you need to confirm your mailing address to receive physical books.

1. Select the email where the code should be sent
2. Enter code you received via email
3. Set up your address and contact preferences



Confirm address popup



Enter verification code



Library

This is where you find all the available e-books and physical books.

E-books, Flashcards, and Songs

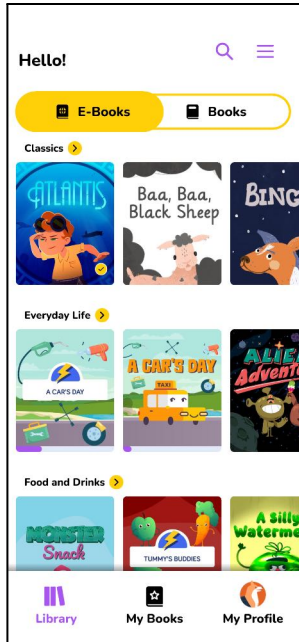
Your home page shows a library of e-books, songs and flashcards. Completed ones get an orange checkmark.

E-books: These are narrated stories with games at the end.

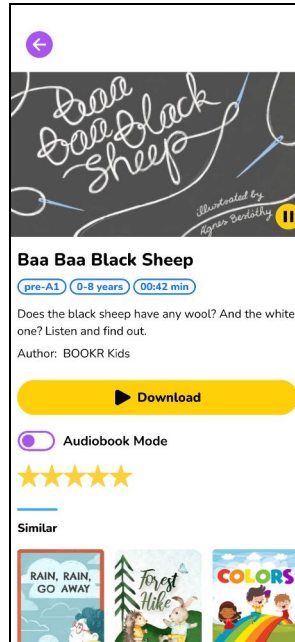
- They are sorted by topics like classics, animals, weather, food, etc.
- Each e-book has a LEXILE score, CEFR score, recommended age, and narration time.
- If you haven't downloaded them yet, you'll see a "download" button.
- Once downloaded, a "read" button appears, and you can read them even without internet
- You can listen in "audiobook" mode, which is just the narration without the visuals or games.
- You can turn off narration, text highlighting, auto page turn, and game narration in the settings.
- There are games at the end of the e-book.
- You earn XP points and badges for finishing an e-book.
- **To complete an e-book:** You have to complete all the pages and spend at least 60% of the narration time on it.

Songs: Just like e-books, but with singing instead of narration.

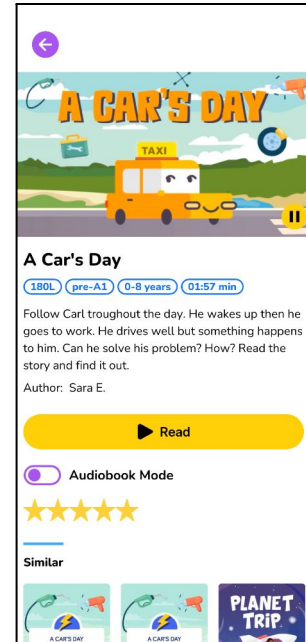
Flashcards: Flashcards have a blue-yellow flash symbol. These are games where you read two words out loud into the microphone.



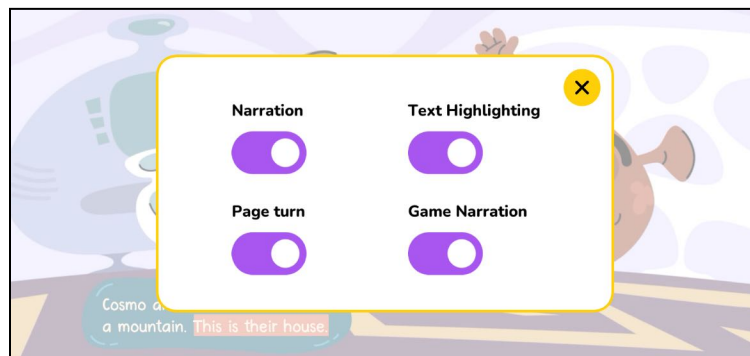
E-book library



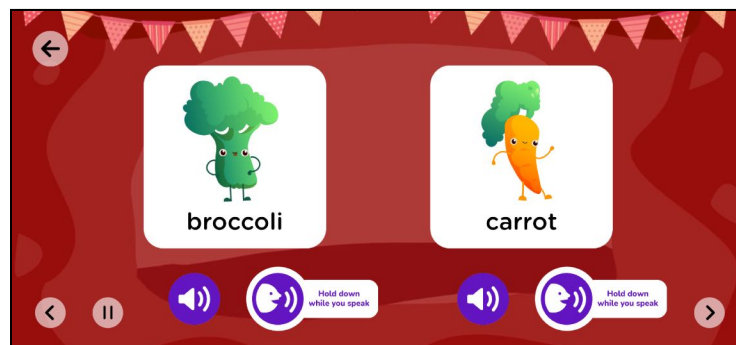
Book not downloaded yet



Book available offline



E-book settings



Flashcard



Books (list of physical books)

These are the actual books Kids Read Now can mail to you.

They come with "discovery questions" to help you talk about the book and check comprehension.

Once done, tap the "report" button to say you completed it.

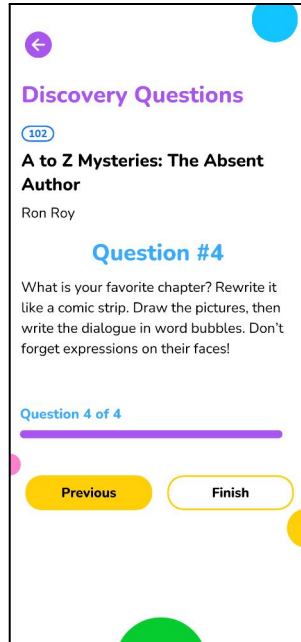
NOTE: The "report" button only shows up when the "reporting period" is active, which is controlled by Kids Read Now. If you're unsure about the reporting period, reach out to support@kidsreadnow.org or (877) 536 0130 (option 2).



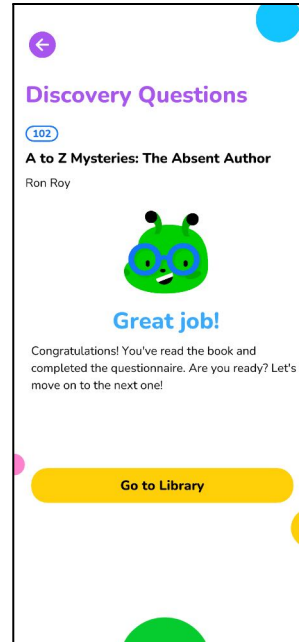
Printed book library



Printed book page




Discovery questions



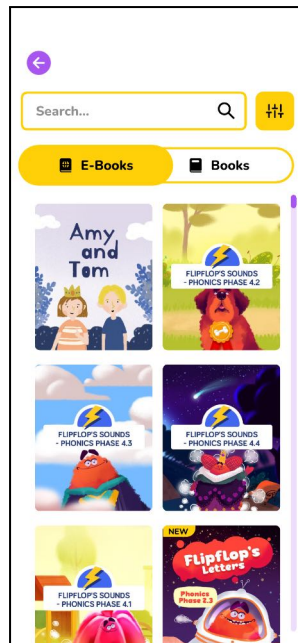
Finished discovery questions

Search option

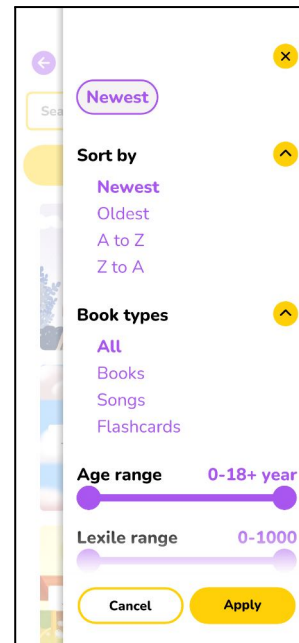
Use the search bar to look for a specific book or e-books.. You can sort and filter e-books based on various criteria.



Book search (free word only)



E-book search



E-book search with filters



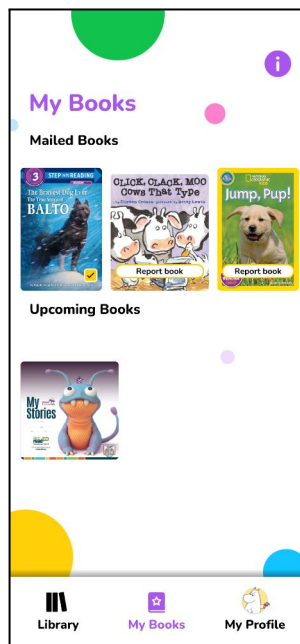
My Books

See all the physical books that have been mailed to you.

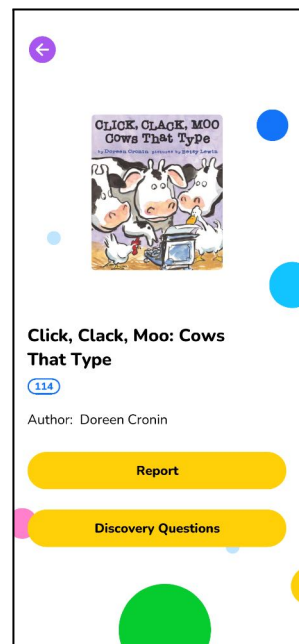
Reported books have an orange checkmark.

Books you haven't reported yet have a "report book" label.

"Upcoming books" are the ones waiting to be mailed.



My books page



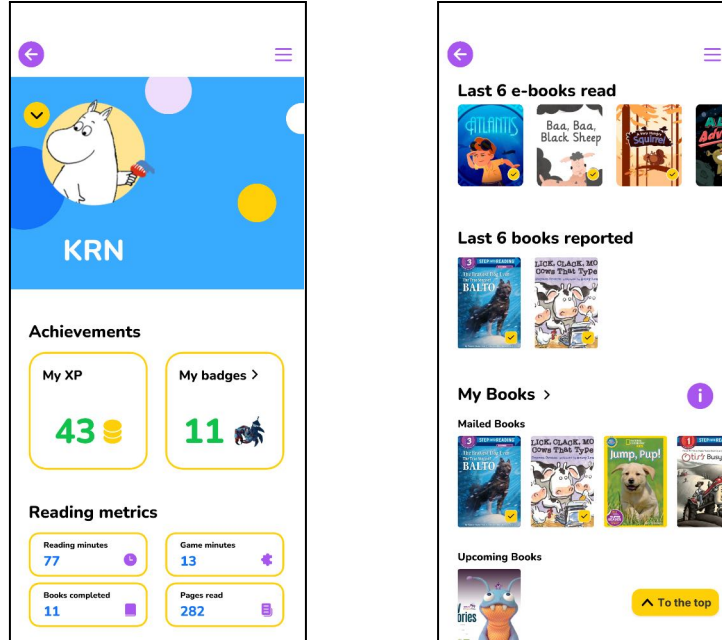
Report button for unreported books

My Profile

This is where you switch between children and change avatars.

Track your children's' XP points, badges, and reading stats (reading minutes, game minutes, books completed, pages read).

You can also see the last 6 books they read and the last 6 books reported.

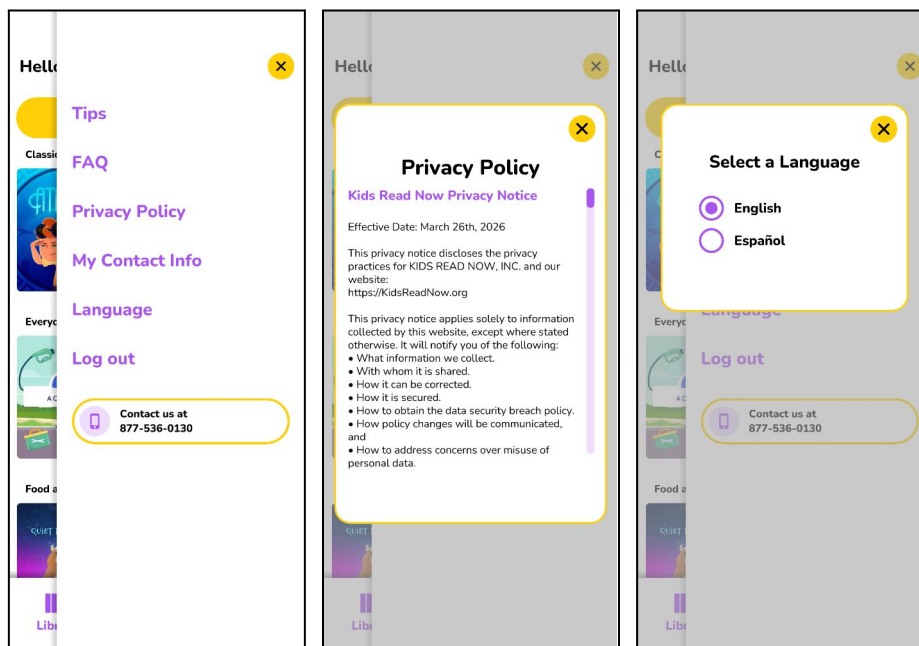


My profile page

Side Menu

Here you can access tips, FAQs, the privacy policy.

You can also update your contact info, change the language (English or Spanish).



Side menu

Privacy policy

Language selector